

C.V.T. PL.470
C.N.V.T.-Ny+ PL.481
C.N.V.T. PL.502
C.N.V. PL.552

INTENDED USE

PRO-LAB *Neisseria* Selective Supplements are combinations of various antibiotics used to enhance the isolation of *Neisseria gonorrhoeae* and *Neisseria meningitidis*.

SUMMARY AND EXPLANATION

The plated medium known as Thayer Martin is a popular choice amongst clinical microbiologists for the isolation and detection of *Neisseria gonorrhoeae*. The incorporation of trimethoprim lactate was found to suppress the growth of *Proteus* species without interfering with the growth of *Neisseria gonorrhoeae*. Furthermore, in an attempt to improve the inhibition of yeasts, the concentration of nystatin was raised. All in all, the combination of colistin methane sulphionate, vancomycin, and trimethoprim lactate facilitates the identification of *Neisseria gonorrhoeae* in contaminated specimens. Consequently, PRO-LAB offers four separate *Neisseria* Selective Supplements, each one produced to accommodate the varying needs of the clinical microbiologist.

DESCRIPTION

Accurate quantities of Colistin Methane Sulphonate(C), Nystatin (N), Vancomycin (V), and Trimethoprim Lactate (T), are lyophilized and provided in individually labelled vials, each vial being sufficient to supplement 1000 mls of prepared medium.

FORMULA

Each vial of reconstituted *Neisseria* Selective Supplement, when added to 1000 ml of medium, will provide the following:

	C.V.T. PL.470	C.N.V.T.-Ny+ PL.481	C.N.V.T. PL.502	C.N.V. PL.552
C	7.5	7.5	7.5	7.5
mg/vial				
N	---	36,500	12,500	12,500
units/vial				
V	3.0	3.0	3.0	3.0
mg/vial				
T	5.0	5.0	5.0	---
mg/vial				

PROCEDURE

To reconstitute each vial of PRO-LAB *Neisseria* Selective Supplement, add, aseptically, 10 ml of sterile distilled water. After closing the vial, gently agitate to assist reconstitution. Add the contents of the vial to a final 1000 ml prepared medium, at a temperature not greater than 50°C. Mix gently and pour into sterile petri dishes. Overnight storage at 4°C is recommended to allow suitable equilibration. For extended storage at 4°C, eg. up to 7 days, plates should be contained in sealed plastic sleeves or similar packaging.

IN USE

1. Before using selective medium ensure that plates are dry.
2. Inoculate test material onto surface of agar using sterile inoculating loop (available from PRO-LAB) or a sterile swab in such a manner as to encourage the growth of isolated colonies.
3. Incubate plates at 35°-37°C in a humid atmosphere at 5-10% CO₂.
4. Examine after incubation.
5. Gonococci will be seen as non-pigmented translucent colonies.

SAFETY PRECAUTIONS

1. PRO-LAB *Neisseria* Selective Supplements are offered only as an *in vitro* material and is in no way intended for a curative or prophylactic purpose.
2. During and after use, handle all materials in a manner conforming to Good Laboratory Practices and consider at all times that material under test should be regarded as a potential biohazard if mishandled.

PRESENTATION









PRO-LAB *Neisseria* Selective Supplements are supplied 10 vials per box (lyophilized).

STORAGE

PRO-LAB *Neisseria* Selective Supplements must be stored at 2° to 8°C. Kept under these conditions they may be used up to date of expiry shown on product label.

REFERENCES

1. Thayer, J.D., and Martin, J.D. 1966. Publ. Hlth. Rep. 81: 559.
2. Riddell, R.H. and Buck, A.C. 1970. Trimethoprim as an additional selective agent in media for the isolation of *N. gonorrhoeae*. J. Clin. Path. 23: 481-483.
3. Seth, A. 1970. Use of trimethoprim to prevent overgrowth by *Proteus* in the cultivation of *N. gonorrhoeae*. Brit J. Vener. Dis. 46: 201-202.
4. Reyn, A., and Bentzon, M.W. 1972. Comparison of a selective and a nonselective medium in the diagnosis of gonorrhoea to ascertain the sensitivity of *Neisseria gonorrhoeae* to ascomycin. Brit. J. Vener. Dis 48: 363-368.
5. Chen, N.C., Hipp, S.S., Lawton, W.D. and Gaarar, H.A. 1974. Health Lab. Sci. 11(3): 173-177.
6. Faur, Y.C., Weisburd, M.H., Wilson, M.E. and May, P.S. 1973. Health Lab. Sci. 10(2): 45-60.

	= Use by
	= Lot number
	= Catalogue number
	= Manufacturer
	= Authorized Representative in the European Community
	= In vitro diagnostic medical device
	= Temperature limitation
	= Consult instructions for use