

INTENDED USE

PRO-LAB Suplex is intended as a nutritional supplement to be added to basal medium to provide essential growth factors.

SUMMARY AND EXPLANATION

N. gonorrhoeae are most commonly isolated on media such as Thayer Martin¹, modified Thayer Martin² and Martin Lewis³, all of which are formulated to include components such as blood, haemaglobin, yeast autolysate or extract, as well as a selection of antibiotics such as C.N.V.T. (PL.502).

Numerous workers have suggested the value of a chemically defined nutrient supplement as an addition to media selected for use in *N. gonorrhoeae* isolation. The formula for the most commonly used nutrient supplementation is to be found in the Manual of Clinical Microbiology⁴. This same formula is to be found in PRO-LAB Suplex PL.801-5.0.

DESCRIPTION

The Suplex formula in accurate quantities is freeze-dried and provided in individually labelled vials, each vial being sufficient to supplement 5.0 litres final medium.

FORMULA

Each vial contains:

Adenine	0.050 gm
p-Aminobenzoic Acid	0.650 mg
Coccarboxalase	5.000 mg
Cysteine Hydrochloride	1.295 gm
Glucose	5.000 gm
NAD (Coenzyme I)	12.50 mg
Ferric Nitrate	1.000 mg
Guanine Hydrochloride	1.500 mg
L-Cystine	0.055 gm
L-Glutamine	0.500 gm
Thiamine Hydrochloride	0.150 mg
Vitamin B12	0.500 mg

PROCEDURE

To reconstitute each vial of PRO-LAB Suplex PL.801-5.0, add aseptically, 50 ml of diluent (PL.811-5.0) supplied. After closing the vial, gently invert a few times to assist reconstitution.

Prepare agar base according to the manufacturer's instructions. To each 5.0 litres of medium being prepared, at a temperature not greater than 50°C, add the reconstituted contents of one vial of PRO-LAB Suplex PL.801-5.0. After the supplement has been added, gently swirl the medium to evenly disperse the supplement. After mixing, dispense into sterile petri dishes.

IN USE

1. Before using selective medium ensure that plates are dry.
2. Inoculate test material onto surface of agar using sterile inoculating loop or a sterile swab, in such a manner as to encourage the growth of isolated colonies.
3. Incubate plates at 35°-37°C in a humid atmosphere at 5-10% CO₂.
4. Examine after incubation.
5. Gonococci will normally be seen as non-pigmented translucent colonies.

SAFETY PRECAUTIONS

1. PRO-LAB Suplex PL.801-5.0 is offered only as an *in vitro* material and is in no way intended for a curative or prophylactic purpose.
2. During and after use, handle all materials in a manner conforming to Good Laboratory Practices and consider at all times that material under test should be regarded as a potential biohazard if mishandled.

PRESENTATION









PRO-LAB Suplex PL.801-5.0 is supplied lyophilized in single vials. A vial with the required liquid diluent (PL.811-5.0) is provided with each vial of Suplex.

STORAGE

PRO-LAB Suplex PL.801-5.0 must be stored at 2° to 8°C. Kept under these conditions it may be used up to date of expiry shown on product label.

REFERENCES

1. Thayer, J.D., Martin, J.E. 1966. Public Health Reports 81: 579.
2. Martin, J.E., Armstrong, J.H., Smith, P.B. 1974. Applied Microbiology 27:802-805.
3. Martin, J.E., Lewis, J.S., Public Health Laboratory 35:53-62.
4. Lennette, E.H., Balows, A., Hausler, W.J. and Shadomy, H.J. (eds) 1985. Manual of Clinical Microbiology, 4th ed. p. 1085.

	= Use by
	= Lot number
	= Catalogue number
	= Manufacturer
	= Authorized Representative in the European Community
	= In vitro diagnostic medical device
	= Temperature limitation
	= Consult instructions for use